

# RE-VAMP



## FROM AROUND THE HOUSE ..... MIRRORS

Transform mirrors, wardrobes, drawers, all sorts of furniture by using this technique of stamping and distressing. This workshop takes a plain square Ikea mirror and shows you how to transform it into a shabby chic work of art. We will teach you the skill of distressing and stamping using inks, stencils and foam pads to create a beautifully finished mirror. Re-Vamp what you already have around the house by using these skills.





BEFORE



AFTER

Creativity and imagination is all that is required.....



Where will this take me.....



Be creative within your club by using this technique and transform old chairs, chest of drawers, shelves, mirrors even walls!!!!



# RECYCLE



## FLOWER POWER!

Taking unwanted voile curtains and netting to create stunning brooches, hair clips and hairbands using just a tea light and old buttons and beads.

### Basic Workshop

Recycled fabric (clothes, curtains, tablecloths etc) turned into accessories to add flower power to your clothing or bags!



### Advanced Workshop

This workshop uses a lit tea light to seal the edges of the fabric and is not recommended for young people under the age of Year 8.



### Where will this take me....



Revamp your wardrobe by adding pin brooches to boring t-shirts and jackets.

Accessorise by making matching headbands and hair clips. Add to bags, cushions, shoes.....limited only by imagination!







## FROM YOUR WARDROBE.....T SHIRTS

Take the skill learned in our Basic Workshop on how to stencil using fabric paints and enhance your project by applying pieces of fabric, textures, embellishments and beads to your t-shirt.


### Advanced Workshop

Uses fabric paints and household items as a stencil or template to create your original project and then continues to incorporate dimension and texture



### Where will this take me.....

Use the skills learned here to produce more than just t-shirts. Use this technique to up-cycle your wardrobe. You could even apply the same technique to home accessories. Create a Facebook page and make some money from up-cycled clothing .....imagine and create!



# WORKSHOPS



The following “Train the Trainer” style workshops will take place at CYP Offices, Stockman’s Way, Belfast. These workshops are aimed at Club Leaders/Junior Leaders who have an interest in art/Craft but may not feel confident in crafting techniques or crafting skills. It is hoped that these 6 workshops will enable Clubs to “get on board the creative crafting journey with the Creative Craft Project”.

Please contact the office to book your place.  
Spaces are limited so don't be left disappointed!

## WORKSHOPS –CYP Offices—7-9 pm

Wed, 30th Oct 2013	Extreme Paper Jewellery & Quilling
Thurs, 7th Nov 2013	Decoupage Jars & Plates
Wed, 13th Nov 2013	Mirror Masking & Stamping
Thurs, 28th Nov 2013	Flower Power Embellishments
Thurs, 5th Dec 2013	T-Shirt Stencilling & Embellishing
Thurs, 12th Dec 2013	Door Hangers, Plaques & Fridge Magnets

For more information about any of the activities get in contact with the office on

Tel: (028) 9066 3321  
Fax: (028) 9066 3306  
Email: [post@cypni.net](mailto:post@cypni.net)

22 Stockman’s Way  
Musgrave Park Industrial Estate  
Belfast  
BT9 7JU

Visit our NEW website to find out more about up and coming events, information of how to get involved, plus pictures, videos and more.